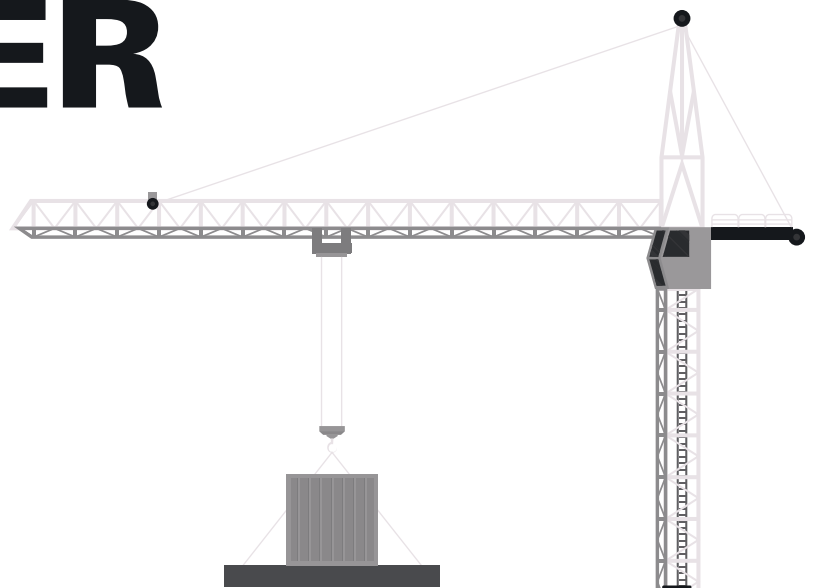


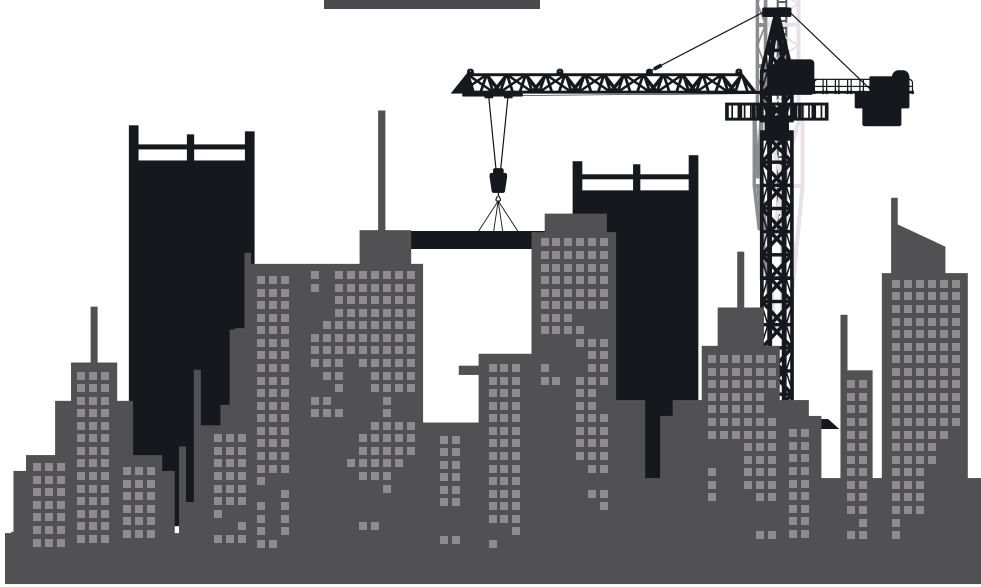


P30 NORSTER

Technical Data Sheet



Contact:
Phone : +9647500700013
info@hiti-krd.com
www.hiti-krd.com






DESCRIPTION

HITI NORSTER P30 is a premium-grade, cementitious plaster, expertly formulated with fiber reinforcement and a ready-mix composition, suitable for both machine and manual application. This advanced product features well-graded silica sand, polymers, Portland cement, and specialized additives to ensure superior workability, consistent application, and effective curing. **HITI NORSTER P30** delivers a smooth, robust finish, enhancing the speed and efficiency of tiling. Its formulation also includes waterproofing agents, making it ideal for use in both interior and exterior environments.

Applications

HITI NORSTER P30 is designed for versatile use in both indoor and outdoor plastering tasks. It is highly effective on various substrates, such as:

- Concrete masonry units
- Brick surfaces
- Exposed concrete
- Precast concrete elements
- Standard cementitious plaster surfaces



ADVANTAGES

- Superior bond strength
- Reduced risk of shrinkage cracks
- Fiber-reinforced for enhanced durability
- Excellent weather resistance
- Quick and efficient application
- Exceptional coverage area
- Cost-effective solution
- Conveniently premixed for ease of use

Surface Preparation

- Ensure the substrate is sound and free from laitance, paint, oil, grease, shuttering oil, curing compounds, and any loose particles.
- Thoroughly dampen all surfaces before application.

Mixing

For optimal performance, **HITI NORSTER P30** should be mixed using an electric blender equipped with a suitable mixing spiral in a clean container. Gradually introduce the **HITI NORSTER P30** powder into the prescribed amount of cold water, ensuring continuous blending for a minimum of 3 minutes until achieving a smooth and homogeneous consistency. The mixture should exhibit a creamy, spreadable, and thixotropic texture.

For superior results, utilize a forced-action mixer or a slow-speed double paddle drill (not exceeding 500 rpm). It is essential to refrain from adding any additional water or ingredients post-mixing.

Application

Application of **HITI NORSTER P30** is suitable for application by hand using a spatula or trowel. For applications exceeding 30 mm in thickness, apply the mortar in multiple layers. Ensure that each layer is crosshatched and allowed to set before proceeding with the subsequent layer.

Under ambient temperatures ranging from 20°C to 25°C and stable weather conditions, **HITI NORSTER P30** can be applied in a single pass with a thickness between 5 mm and 30 mm. Take precautions against rapid moisture evaporation caused by strong winds or low humidity, as these conditions can impact the curing process.

After the mortar begins to set, finish the surface using a wooden or synthetic float. For an enhanced surface finish, a top layer of **HITI NORSTER P10** is recommended.

tion

Attribute	Details
Consistency	Pasty
Color	Gray
Grain Size	Max. 2mm
Applying thickness	5-30 mm
Application Temperature Range	+5 °C to +35 °C
Service Temperature Range (after final cure)	-40 °C to +80 °C
Pot Life	90 minutes at 20 °C
Mixing Ratio	17% water (4.25 L of water per 25 kg bag)
Compressive Strength (EN 12390)	After 7 days: 16 MPa After 28 days: 30 MPa
Resistance to Fire (BS EN 998-1)	Class A1
Bulk Density	1.5 g/cm ³
Mix Density	1.99 g/ cm ³

