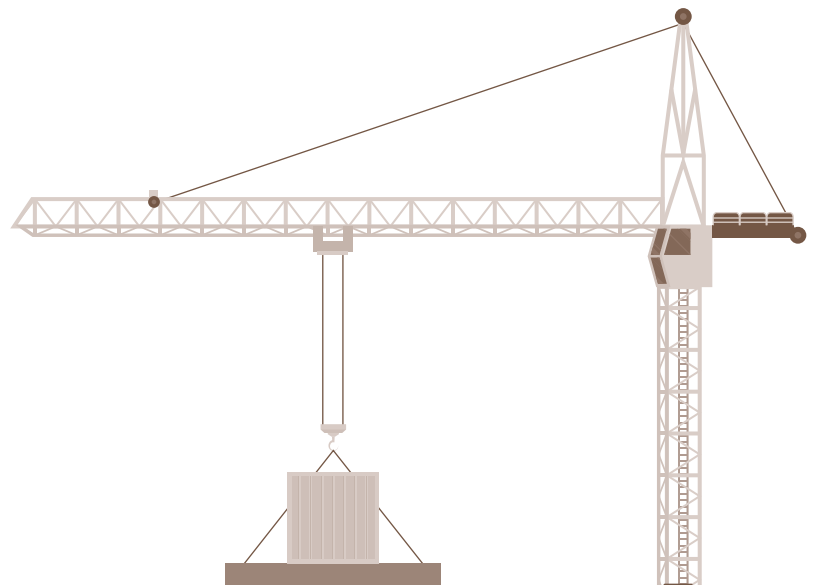




# THERMOBLOCK 1012

## Technical Data Sheet



Contact:

Phone : +9647500700015

[info@hiti-krd.com](mailto:info@hiti-krd.com)

[www.hiti-krd.com](http://www.hiti-krd.com)





## **DESCRIPTION**

**HITI THERMOBLOCK 1012** is a premium-grade, pre-bagged cementitious mortar designed for easy on-site application with the addition of water only. This advanced formulation combines cement with precisely graded Silica sand and a range of performance-enhancing additives and polymers to optimize workability, adhesion, and water retention.

**HITI THERMOBLOCK 1012** is engineered for the effective jointing and bonding of AAC (Autoclaved Aerated Concrete) and ALC (Aerated Lightweight Concrete) blocks, panels, thermostones and lintels or any other water absorbent partition elements. Its exceptional adhesion and flexural strength contribute to a robust load-bearing capacity, significantly mitigating the potential for cracking in both interior and exterior applications.

Ideal for use in hot and tropical climates, **HITI THERMOBLOCK 1012** delivers consistent, high-quality performance even in challenging environmental conditions.

## **ADVANTAGES**

- **Consistent Quality:** Pre-mixed to ensure uniform performance and high-quality results.
- **Ease of Use:** User-friendly formulation; simply mix with water and apply, enhancing workability.
- **Pre-packed Convenience:** Ready-to-use packaging supports Integrated Building Systems (IBS) construction, facilitating superior construction quality with reduced labor intensity.
- **Enhanced Adhesion:** Superior adhesion and accelerate the construction of ALC/AAC block walls.
- **Durability and Weather Resistance:** Designed for long-lasting performance with excellent resistance to weather conditions.

# Application Process

## Surface Preparation

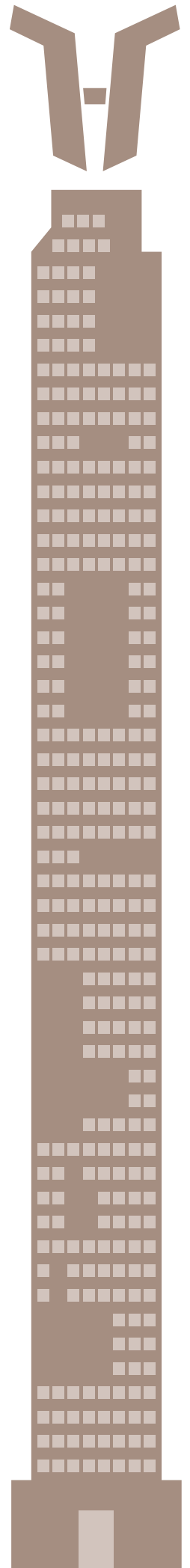
Ensure that all surfaces of blocks and bricks are sound and thoroughly clean. Remove any dirt, dust, grease, cement laitance, loose particles, and other contaminants that could hinder proper adhesion. For absorbent surfaces, ensure they are completely saturated with clean water prior to application.


## Mixing

1. **Water Addition:** Measure and pour 6 liters of clean water into a mixing container, adjusting based on the desired consistency.
2. **Powder Integration:** Gradually introduce the **HITI THERMOBLOCK 1012** powder into the water.
3. **Blending:** Employ a mechanical mixer to blend the materials for 3-5 minutes until a smooth, uniform paste is achieved, free from lumps.
4. **Rest Period:** Allow the mixture to rest for 5 minutes, then stir again before use. If left unattended for more than 15 minutes, remix thoroughly.
5. **Note:** Avoid incorporating additional water or other substances. Mix only full bags to ensure consistent results. In elevated temperatures, use chilled water to extend the working time of the mixture.

## Application

- **Adhesive Application:** Apply the adhesive onto the block surfaces using a notched trowel, maintaining a bed thickness of 3 to 6 mm.
- **Immediate Placement:** Work in small sections and position the blocks immediately to prevent the adhesive bed from forming a skin. Re-trowel the surface if skinning occurs.
- **Adjustment and Alignment:** Utilize a rubber mallet to gently tap and align the blocks, ensuring thorough contact and proper positioning within the adhesive bed.
- **Excess Adhesive Removal:** Remove any excess adhesive before it begins to set.
- **Curing Time:** Allow the adhesive bed to set undisturbed for a minimum of 24 hours before undertaking any additional work.
- **Protection:** Shield the freshly applied mortar from direct sunlight and strong winds.
- **Post-Application Curing:** For enhanced strength, maintain adequate moisture on the adhesive by curing with water after setting.





| Property                            | Specification                             |
|-------------------------------------|---|
| Composition                         | OPC, well Graded silica sand and polymers |
| Colour                              | Grey, White                               |
| Consistency                         | Pasty                                     |
| Mix Density                         | 1.9 g/cm <sup>3</sup>                     |
| Packaging                           | 25 kg Bag                                 |
| Mixing Ratio                        | 24% water (6 liters water per 25 kg bag)  |
| Open Time                           | Approx. 35 minutes at 20°C                |
| Pot Life                            | Approx. 6 hours at 20°C                   |
| Application Ambient Air Temperature | +5°C to +30°C                             |
| Application Substrate Temperature   | +5°C to +30°C                             |

Contact:

Phone : +9647500700015  
info@hiti-krd.com  
www.hiti-krd.com