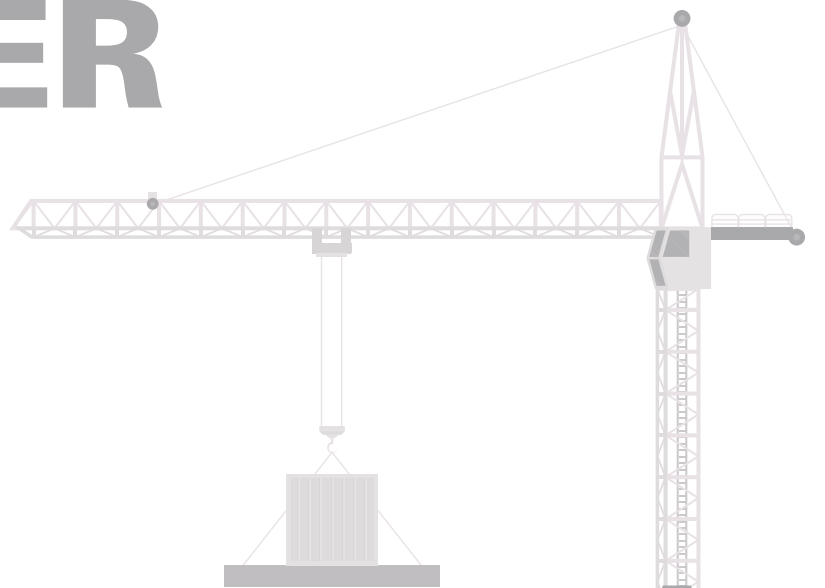





P10 NORSTER

Technical Data Sheet



Contact:
Phone : +9647500700015
info@hiti-krd.com
www.hiti-krd.com





DESCRIPTION

HITI NORSTER P10 is a fiber-reinforced, cement-based, ready-mix plaster formulated for effective traditional plastering applications. This high-performance product is designed to deliver a consistent and uniform mix, incorporating fibers, polymers, and well-graded silica sand to enhance both workability and curing. The inclusion of waterproofing additives further elevates its suitability for diverse internal and external applications, ensuring reliable performance across a range of environments.

Applications

HITI NORSTER P10 is highly recommended for use in both interior and exterior settings. It is compatible with a diverse range of substrates, including:


- Concrete blocks and brick masonry
- Exposed concrete surfaces
- Prefabricated concrete elements
- Traditional cement-based plaster applications

APPLICATION PROCEDURE

Surface Preparation

Ensure that the substrate surface is sound and free from laitance, paint, oil, grease, and shuttering oil. For smooth surfaces.

- Can be applied directly on clean damped concrete surfaces.
- Dampening of all surfaces is required prior to application.



Mixing

Combine one 25 kg bag of **HITI NORSTER P10** with the recommended amount of cold water, ideally chilled to below 25 °C. For mixing, use a low-speed hand drill mixer (<500 rpm) or a force-action mixer if preparing 3 to 4 bags or more, depending on the equipment's capacity. Gradually add the **HITI NORSTER P10** powder while mixing continuously for a minimum of 2 minutes until a homogeneous consistency is achieved. Allow the mixture to stand for 1 to 2 minutes, then remix for an additional 20 seconds. The product is now ready for application.


It is important to avoid adding any extra water or other ingredients after the initial mixing to maintain the product's performance and integrity.

Recommendations

- **Maximum Thickness:** Apply **HITI NORSTER P10** in a single layer up to 10 mm thick, assuming ambient temperatures are between 20°C and 25°C and weather conditions are favorable.
- **Avoid Extreme Conditions:** Do not apply the product under direct sunlight or in strong winds to prevent issues related to curing and adhesion.
- **Adherence to Mixing Guidelines:** Follow the specified water dosage strictly. Excess water can compromise the mix's performance.
- **Substrate Preparation:** Ensure the substrate is properly prepared and in good condition prior to application.
- **Avoid Excess Water:** Adding extra water during the finishing process can result in discoloration and cracking.
- **Freeze Protection:** Protect freshly applied plaster from freezing temperatures to ensure proper curing.

Curing

- **HITI NORSTER P10** should be protected from premature drying immediately after application. Employ appropriate curing methods, such as using moist geotextile membranes or polythene sheeting, to ensure optimal curing conditions



Shelf Life

- **HITI NORSTER P10** maintains a shelf life of up to 12 months from the production date when stored according to the recommended guidelines.

Storage

- Keep **HITI NORSTER P10** in its original, unopened packaging.
- Store the product in a covered area, away from direct sunlight, and shielded from extreme temperatures.
- In tropical climates, it is advisable to store the product in an air-conditioned environment to maintain its quality

Attribute	Details
Color	Grey, White
Consistency	Pasty
Packaging	25kg Bags
Mixing Ratio	17% water (4.25 liters for 25kg bag)
Composition	OPC, well graded silica sand, fibers, polymers
Application Temperature	(+5 °C) – (+ 30 °C)
Mix Density	1.99 g/cm ³
Grain Size	Max. 0.6 mm
Wet Mix Life	90 minutes at 25°C
Layer Thickness	Max. 10 mm
Compressive Strength	After 7 Days: 18 MPa After 28 Days: 35 MPa
Resistance to Fire	Class A1