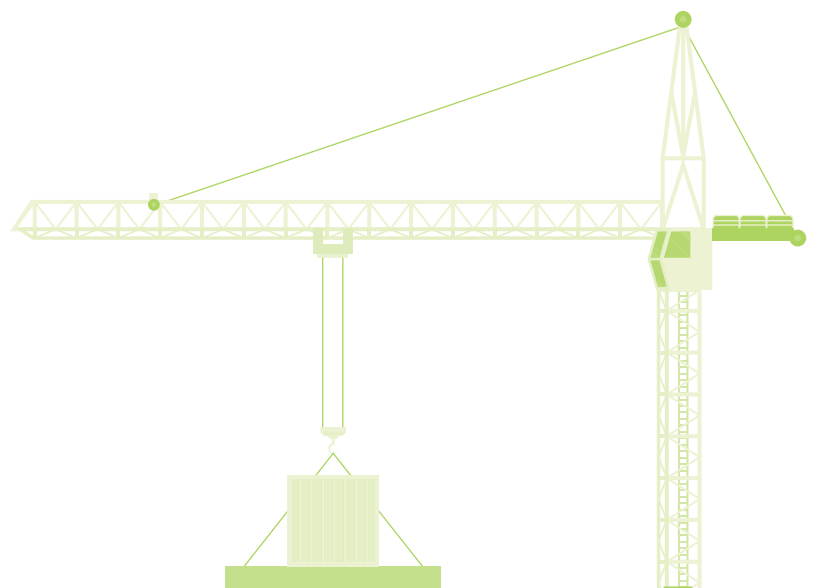




CERAGROUT 2000

Technical Data Sheet



Contact:
Phone : +9647500700015
info@hiti-krd.com
www.hiti-krd.com





Product Description


HITI CERAGROUT 2000 is a polymer-enhanced cementitious tile joint filler. It is formulated with a precise blend of high-quality cement, graded calcium carbonate, and specialized polymers. When mixed with water, this compound forms a durable, resilient joint filler, ideal for sealing tile joints and ensuring long-lasting performance.

USES

HITI CERAGROUT 2000 is suitable for filling joints in tiles, marble, or granite installations where the joint width up to 5 mm. It provides a reliable, long-lasting seal for a variety of interior and exterior applications.

Advantages

- **Water Resistant:** HITI CERAGROUT 2000 provides excellent resistance to water and is crack-free for joints up to 5 mm wide.
- **Available in Multiple Colors:** Standard options include white and grey, with other colors available upon request.
- **Non-Fading Colors:** Formulated with high-quality pigments, ensuring long-lasting color stability without fading over time.
- **Durable Bond:** Acts as a rigid filler with strong bonding properties, ensuring the grout stays in place permanently without wear.



Application Procedure

Surface Preparation

HITI CERAGROUT 2000 should be applied at least 24 hours after tiling. Ensure all tiles are securely fixed and the surface is clean before application.


Mixing

Mixing should be done using a slow-speed drill fitted with a paddle. Approximately 3 to 3.5 liters of water are required for every 10 kg of **HITI CERAGROUT 2000**.

1. Pour the measured quantity of water into a clean container
2. Gradually add **HITI CERAGROUT 2000** while mixing continuously to achieve a uniform, lump-free, paste-like consistency.
3. For critical areas such as swimming pools or water-retaining surfaces, modify **HITI CERAGROUT 2000** with **HITI LATEX** (1 liter of **HITI LATEX** per 10 kg of **HITI CERAGROUT 2000** plus the balance amount of water).

Application

1. Apply **HITI CERAGROUT 2000** to the tile joints using a putty blade or scraper.
2. Work the material thoroughly into the joints, ensuring they are completely filled.
3. Wipe off any surplus material with a cloth and use a rounded tool to level the grout joints.
4. The product can be used for up to 2 hours after mixing.



| Property | Details |
|-------------|--|
| Formulation | High-grade cement modified with special polymers |
| Color | Grey, White, and other colors upon request |
| Mix Density | 1.85 g/cm ³ |
| Packaging | 20kg bags |
| Shelf life | Shelf life is up to 12 months from production date |
| Storage | should be stored in its original, unopened packaging, in a covered area, away from direct sunlight. Protect the product from extreme temperatures. In tropical climates, it is recommended to store the product in an air-conditioned environment to maintain its quality. |

Contact:

Phone : +9647500700015

info@hiti-krd.com

www.hiti-krd.com