




# 2K1075 ELASTICSEAL

## Technical Data Sheet



Contact:  
Phone : +9647500700015  
info@hiti-krd.com  
www.hiti-krd.com






## **DESCRIPTION**

Our highly flexible waterproofing mortar combines a polymer-based liquid component with a cementitious powder, enhanced with additives to improve both waterproofing and workability. This product is designed to resist salts and is suitable for a variety of interior and exterior applications.

## **Applications**

- **Swimming Pools & Water Tanks:** Ideal for waterproofing swimming pools, water tanks, and basins.
- **Wet Areas:** Perfect for bathrooms, showers, and WCs before tiling.
- **Balconies & Terraces:** Recommended for use on balconies and terraces prior to laying ceramic tiles.
- **Underground Concrete Elements:** Effective for foundations, retaining walls, and basement walls.
- **Surface Compatibility:** Can be applied on concrete, plaster, and screed surfaces.



## Key Properties

- **Waterproofing:** Provides reliable waterproofing before tiling or screed application.
- **Potable Water Safe:** Approved for use in contact with potable water tanks.
- **Bonding:** Excellent adhesion to all concrete and masonry surfaces.
- **Flexibility:** Highly flexible, accommodating structural movements.
- **Non-Corrosive:** Does not corrode steel and construction elements.
- **Application Versatility:** Suitable for both horizontal and vertical surfaces.
- **Carbonation Prevention:** Prevents carbonation in concrete.
- **Freeze-Thaw Resistance:** Resistant to freeze-thaw cycles.
- **Chloride Ion Resistance:** Highly resistant to chloride ions.
- **Application Method:** Easy to apply using a brush, roller, or trowel.

## Substrate Preparation

- **Surface Condition:** Ensure substrates are dry, clean, and solid.
- **Removal of Contaminants:** Remove any substances that could prevent adhesion, such as dust, dirt, mold, oil, and paint.
- **Surface Integrity:** Clean and repair weak or damaged surfaces, including cracked plasters and moss residues.
- **Sunlight and Rain Protection:** Avoid application under direct sunlight and protect the applied surface from rain for at least 24 hours.
- **Repair Mortars:** Use repair (R10 and R30) mortars to achieve a sound and flat surface.
- **Corner Treatment:** Round corners using NORSTER P30.

## Application Instructions

### 1. Mixing:

Pour 10 liters of the liquid component into a clean container. Gradually add 20 kg of the powder component and mix with a low-speed mixer until a homogeneous, lump-free mixture is achieved.

### 2. Maturation:

Allow the mixture to stand for 3 minutes to mature, then remix for 1-2 minutes before application.

### 3. Application:

Apply a thin layer of the mortar with a brush, roller, or trowel. After 5-6 hours, apply a second coat to achieve a final thickness of approximately 3 mm, applying layers perpendicular to each other.

## Post-Application Protection & Recommendations


- **Usage Time:** The product should be used within 5 hours. Note that adverse climatic conditions such as high temperatures, low humidity, or strong winds can significantly reduce this time. Dispose of any mortar that has exceeded its pot life.
- **Surface Protection:** After application, cover the ELASTICSEAL 2K1075-treated surface with a protective coating, such as screed or ceramic tiles. During the coating process, avoid mechanically damaging the insulation material.
- **Curing Time:** Allow at least 7 days of curing under favorable climatic conditions before laying ceramic tiles on the ELASTICSEAL 2K1075 surface.
- **Water Tank Usage:** For waterproofing drinking water tanks, do not fill the tank until it has cured for 28 days. It is recommended to wash the tank with hot water several times before use.
- **Consumption Rates:** The consumption values provided are average estimates. Actual consumption may vary based on application conditions and surface properties.
- **Safety Precautions:** As the product contains cement, it may cause irritation to the eyes, respiratory system, and skin. Refer to the safety data sheet for detailed safety information.

## Storage Instructions

- **Liquid Component:** Store between +5°C and +23°C in its original sealed packaging, away from direct sunlight.
- **Powder Component:** Keep in a dry, cool place between +5°C and +35°C, ensuring it remains free from moisture. Do not stack more than 10 bags high. Protect from water, frost, and adverse weather conditions.
- **Shelf Life:** Maximum shelf life is 12 months under the specified storage conditions.

## Storage Instructions

- **Powder Component:** Supplied in 20 kg multi-ply Kraft paper bags.
- **Liquid Component:** Supplied in 10-liter drums.
- **Total Set Weight:** 30 kg



## Packaging Details

- **Powder Component:** Supplied in 20 kg multi-ply Kraft paper bags.
- **Liquid Component:** Supplied in 10-liter drums.
- **Total Set Weight:** 30 kg

Property	Value
Appearance	1st Component: Grey powder 2nd Component: White liquid
Shelf Life	12 months when stored in original sealed packaging
Mixing Ratio	10 liters of liquid / 20 kg of powder
Application Temperature	+5°C to +35°C
Mixing	~3 minutes with max. 500 rpm mixer
Pot Life	5 hours
Consumption	1.7 kg/m <sup>2</sup> per 1 mm thickness
Waiting Time Between Coats	5-6 hours
Density	1700 kg/m <sup>3</sup>
Crack Bridging (-20°C, 50% RH) (EN 14891)	0.75 mm
Crack Bridging (+23°C, 50% RH) (EN 14891)	2.5 mm
Heat Resistance	(-15 °C to +80°C)

Contact:  
Phone : +9647500700015  
info@hiti-krd.com  
www.hiti-krd.com

