
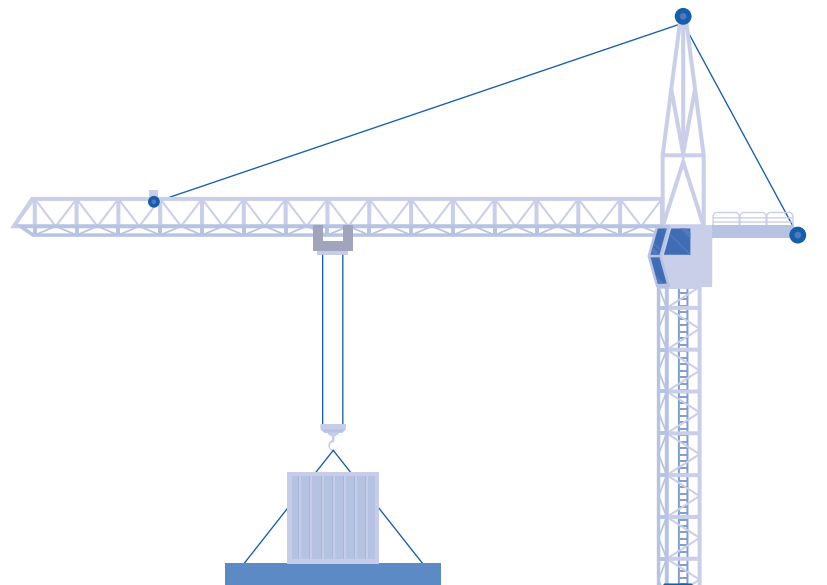




CERAFLEX 1051

Technical Data Sheet



Contact:

Phone : +9647500700015

info@hiti-krd.com

www.hiti-krd.com



DESCRIPTION

HITI CERAFLEX 1051 is a premium cementitious ceramic tile adhesive designed for both floor and wall applications. It features extended open time and reduced slip, making it ideal for a variety of tiling projects.

APPLICATIONS

- **Floor and Wall Tiling:** Suitable for bonding all types of ceramic tiles, mosaic tiles, and decorative bricks to cementitious renders, screeds, and concrete.
- **Indoor uses:** For interior non-wet areas applications like bedrooms, halls, living rooms, etc....

CHARACTERISTICS / ADVANTAGES

- **Excellent Adhesion:** Provides a strong bond for tiles, allowing installation from top to bottom.
- **Extended Open Time:** Offers ample time for tile placement without compromising adhesion.
- **Easy Application:** Features a trowelable consistency for smooth and efficient application.

SURFACE PREPARATION

- **Substrate Requirements:** Ensure substrates are sound, clean, and dry. Remove any oil, grease, or residue. Cementitious surfaces must be fully cured.
- **Surface Treatment:** Remove cracked plaster, mortar, and cement residues. Wet porous surfaces and allow them to dry before application.

Mixing

- **Mixing:** Pour the specified amount of clean water into a container and slowly add **HITI CERAFLEX 1051**. Mix with a low-speed mixer until a smooth, lump-free paste is achieved. Avoid using additives not mentioned in the instructions. Allow the mixture to stand for 5-10 minutes to mature, then remix for 1-2 minutes before use. Recommended consumption is 3-5 kg/m².
- **Tiling:** Spread the adhesive onto the substrate using a notched trowel appropriate for the tile size. First, apply a thin coat with the flat side of the trowel, then use the toothed side to create grooves. The open time for the adhesive is 30 minutes. Install tiles within this period with firm pressure. Be aware that extreme weather conditions (high temperature, low humidity, wind) can shorten this period. Discard any mortar that exceeds the open time.

Post-Application Protection & Suggestions


- **Cleaning:** Clean tools and hands with water. Use a damp cloth to wipe surfaces. Dispose of any mortar that has exceeded its pot life.
- **Tile Protection:** Tiles set with **HITI CERAFLEX 1051** should not be exposed to water for at least 24 hours. Protect the installation from frost and intense sunlight for 5-7 days after tiling.
- **Curing Times:** Allow 8 hours for grouting on walls and 24 hours on floors. Light foot traffic can resume on floors after 24 hours. Ensure the surface is shielded from drafts during and after application.
- **Weather Conditions:** Do not apply in rainy conditions. Protect the surface from rain for 24 hours post-application. Avoid direct sunlight on the mortar and mix with warm water. Ideal application temperature ranges from +5°C to +35°C.
- **Health & Safety:** Contains cement, which can irritate the eyes, respiratory system, and skin. Consult the safety data sheet for more information.
- **Consumption:** The consumption values provided are average estimates and may vary based on application conditions and surface types.


Storage

- **Conditions:** Store in a dry, cool place between +5°C and +35°C. Keep away from moisture and direct sunlight.
- **Handling:** Protect from water, frost, and adverse weather conditions. Do not stack more than 10 bags high.
- **Shelf Life:** Up to 12 months when stored under the specified conditions.

Packaging

- 25 kg bags





Technical Properties (at 22°C)

General Data	Details
Shelf Life	12 months when stored in the original sealed packaging in a dry place
Color	White, Grey

Application Data	Details
Application Temperature Range	+5°C to +35°C
Mixing Ratio	6 - 7 L water / 25 kg powder
Pot Life	4 hours

Performance Data	Details
Consumption	3-5 kg/m ²
Slip (EN 12004-2)	≤ 0.5 mm
Open Time (EN 12004-2)	30 minutes
Tensile Adhesion Strength (EN 12004-2)	
Initial	≥ 0.5 N/mm ²
After Heat Exposure	≥ 0.5 N/mm ²
After Immersion in Water	≥ 0.5 N/mm ²
Service Temperature Range (after final cure)	0°C to +80°C